

# Technical data sheet

## naturaSign Pad Mobile



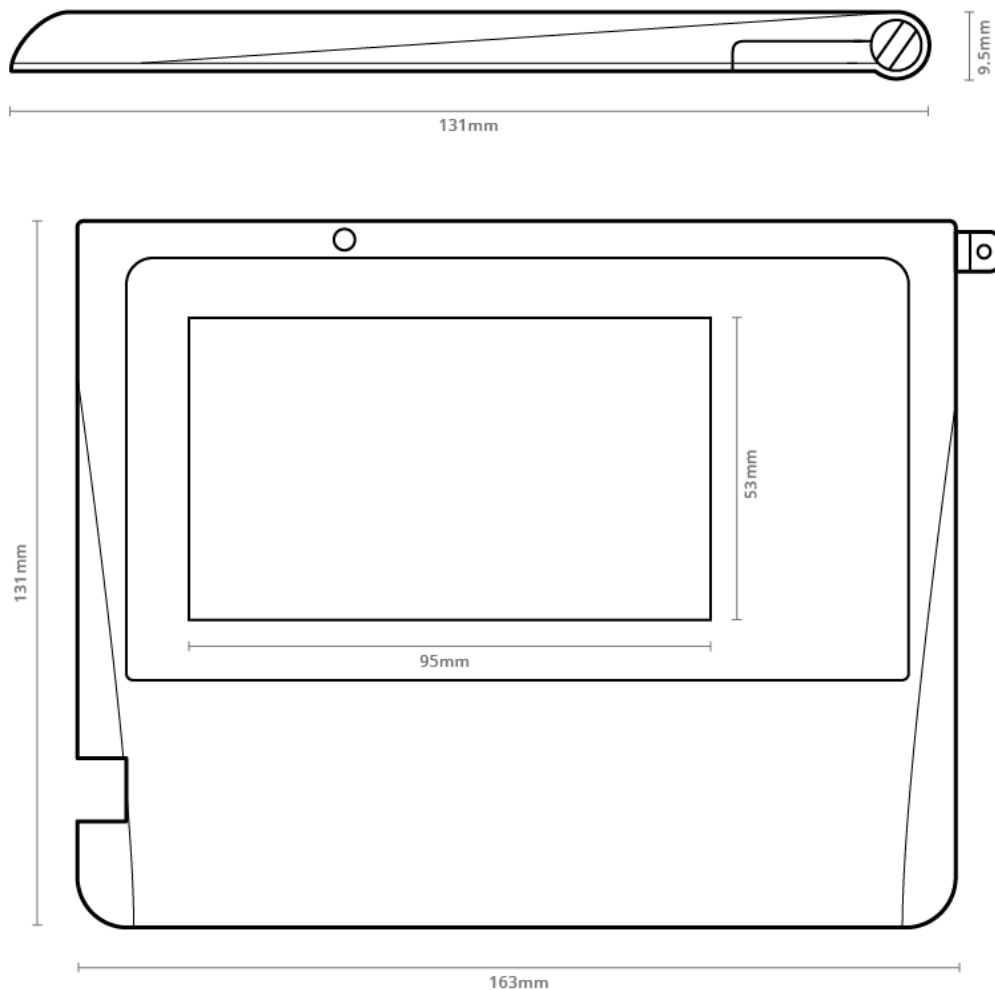
# TECHNICAL DATA SHEET

## NATURASIGN PAD MOBILE

### Technical data:

General			
Manufacturer	StepOver GmbH	StepOver GmbH Otto-Hirsch-Brücken 17 70329 Stuttgart Germany	Address
Country of origin	Country in which development, manufacture and quality assurance takes place.	Germany	Made in Germany
Order number	GTIN item number.	GTIN	4260130060596
Traceability/ serial number	Each signature pad of this type has been given a unique serial number. The serial number can be accessed from the device's firmware and read on the display after being plugged in. Optionally, for projects involving over 500 units, the serial number can be added to the back of the device in digits and as a bar code (subject to cost).	Code 39	Barcode type (Optional / Subject to surcharge - Only when ordered ex-works)

Dimensions / Casing / Composition			
Material	Casing	Polycarbonate	Material description
Width	Casing	16.3	cm
Depth	Casing	13.1	cm
Height	Casing	0.95	cm
Weight	Signature pad without connector cable.	approx. 162	grams







# TECHNICAL DATA SHEET

## NATURASIGN PAD MOBILE

### Pen

Pen type	naturaPen (passive pen) attached to the casing with spiral cord.	naturaPen	Name
Material	naturaPen	POM	Material description
Pen attachment	Tear-proof, flexible cord attached to casing.	-	-

### Display

Display type	Black-white LCD display	-	-
Width	Sensor and screen capture	9.5	cm
Depth	Sensor and screen capture	5.3	cm
Width	Active area of screen	9.4	cm
Depth	Active area of screen	5.2	cm
Display	x- and y- resolution of the built-in transfective graphic (matrix) black and white LCD. <b>Note:</b> The pad screen displays the signature in real time and can be used to display texts, documents and virtual surfaces.	320 x 181*	pixels
		*Native 320x160	
Horizontal viewing angle	Left side / Right side	min 40° - typically 45°	°
Vertical viewing angle	Front / Opposite position	min 35° - typically 40°	°
Standard image resources	 <p><b>Standby mode:</b> The standby mode displays the manufacturer logo.</p>  <p><b>Optional customer logo:</b> For larger projects, the pad can be supplied with a customer-specific "black/white" logo for the standby mode.</p>  <p><b>Standard signature mode:</b> The standard signature mode displays a signature line and the "rotate" button for the left- and right-hand mode.</p>  <p><b>Show text in display:</b> The text in the signature mode can be adapted dynamically via the signature software.</p>	-	The documents, signatures and advertisement images seen here are merely for illustration purposes.

### Signature capture

Sensor type	Sensor type to capture date and signature.	Resistive sensor	-
Width	Active surface sensor (both sides greater than the active area from the screen)	9.4	cm
Depth	Active surface sensor (below, bigger than active area from the screen)	5.2	cm
Spatial resolution	Definition of the captured X and Y coordinates (without adding some coordinates to other/without interpolation).	1000	DPI
Accuracy of repetition	Accuracy of repetition of x-y measurements.	+/- 0.1	mm
Temporal resolution	Groups of 4D coordinates (Each group is made up of the coordinates X, Y, pressure and time).	500	Output per second
Temporal definition of the measurement	Internal reporting rate (samples).	7000	Reporting rate / 4D samples/sec. (14 times greater).
Measurement of pressure	Maximum number of differentiated pressure levels.	512	Pressure levels
Minimum pressure	Lowest measureable writing pressure.	1	Newton
Maximum pressure	Highest measureable writing pressure.	10	Newtons

### Safety

Protection of biometric data	Patented encryption method with RSA public key safely stored in the signature pad and RSA Private Key safely stored with a notary for decryption in case of dispute.	-	-
Encryption algorithm	Name of the standard cryptographic algorithms used, which are used for encryption purposes in the pad.	Up to RSA 4096 bit	-
		AES 256 bit	

# TECHNICAL DATA SHEET NATURASIGN PAD MOBILE



TECHNICAL DATA SHEET naturaSign Pad Mobile

## System requirements

Driver	It is not necessary to install a driver.	-	-
Software compatibility	In order to make full use of this product, you will need a version of the following software that has, at the minimum, the same version number or higher.	eSignatureOffice from version 5.0 SimpleSigner from version 7.0 Device API from Version 5.6	-
Software compatibility >2048 bit encryption	Warning: To use with >2048 bit key lengths, you will require the following software versions at the minimum.	eSignatureOffice from version 6.2 SimpleSigner from version 7.1 Device-API from version 6.2 Signature API from version 4.13	-
Signature pad encryption >2048 Bit	Warning: To use with >2048 bit key lengths, you will require the following firmware version at the minimum.	From version 5.03.0.2020	-

## Connections / Connectors / Cable supplied / Power supply and consumption

Connector cable	USB-A connector Mini USB-B connector	Length	2 metres
Accessories included	Standard accessories.	Connector cable, Multi-lingual operating manual,	per 1 unit
Power consumption	A low power consumption helps the environment and extends the battery life of notebook.	Approx. 200	mAh
Transmission type	Encrypted HID. This device does not require a HW driver; it is directly recognised by Windows/Linux like a mouse or keyboard.	USB/HID	USB 2.0 device (backwardly compatible to USB 1.1)

## Other features

Operating temperature	Temperatures at which the pad can function according to what is specified here.	0 to +50	°C   With a max. of 90% RH without condensation
Storage temperature	Temperature at which the device can be transported and stored.	-10 to +80	°C   With a max. of 90% RH without condensation
Conformity	Certifications / approvals	CE, WEE	-
Quality assurance measures per device	QA tests of all devices. Test protocols are linked to the serial number of the device and the coded initials of the person who carried out the tests. They can be sent to the customer via email upon request, free of charge.	Each device tested for function and measurement error	1/1
General quality assurance measures	Selection of component suppliers and standardised, documented production processes. StepOver GmbH works exclusively with ISO-certified component suppliers, and works in line with ISO regulations.	EN ISO 9000 ff	-
Recycling	Most of this product can be recycled. Components such as the casing, etc. are labelled with information about the materials used.	WEE registration no.	DE 27870259
Environmental protection	For every signature pad sold, StepOver makes a donation to promote the planting of new trees. As of mid 2020, a total of 1.75 million m <sup>2</sup> has been planted in several projects across the world!	CO <sub>2</sub> -neutral product	-
Drilling jig	The device has two screw holes on the back for desktop or wall assembly.	-	<a href="#">Download PDF document</a>

# TECHNICAL DATA SHEET NATURASIGN PAD MOBILE



TECHNICAL DATA SHEET naturaSign Pad Mobile

## Original product:



### Important information:

This product is protected by national and international property rights and patents.

We reserve the right to make technical modifications designed to improve this product.

All hardware and software names employed are registered trade names and/or trademarks of the respective manufacturer/owner. The content and structure of this documentation are protected by copyright. The reproduction of information or data, particularly text, sections of text and images, requires the prior consent of StepOver GmbH.

The safety and operating instructions provided in the operating manual must be observed. You will find an electronic operating manual online at: [www.StepOverInfo.net/MAN](http://www.StepOverInfo.net/MAN)

This product is not intended for import, distribution or use in the USA. Please contact StepOver International GmbH regarding products for the US market. [www.StepOver.com/us](http://www.StepOver.com/us).

Copyright StepOver GmbH 2021

StepOver GmbH | Otto-Hirsch-Brücken 17 | 70329 Stuttgart | Germany  
HRB-Nr.23415 | Amtsgericht Stuttgart  
Managing director: Andreas Günther