


DIALOG MODE

for Signature pads with colour screen



Dialog mode for StepOver Signature pads with colour screen

The dialog mode for the StepOver signature pads with colour screen gives you an interactive user interface that is displayed on the signature pad. In this way, the customer can carry out any relevant user tasks directly on the signature pad, without a second screen being necessary for display. This is particularly advantageous when it comes to use at the counter, for example. Thus the document can be viewed, filled out and lastly signed on the signature pad. All dialogs, including buttons and selection features, can be set up as desired and given their own program logic. All sorts of customer interaction therefore become possible.

The dialog mode can be used with the following signature pads:




duraSign Pad 10.0



duraSign Pad Brilliance

The following example illustrates one possible application using eSignatureOffice and duraSign Pad Brilliance:

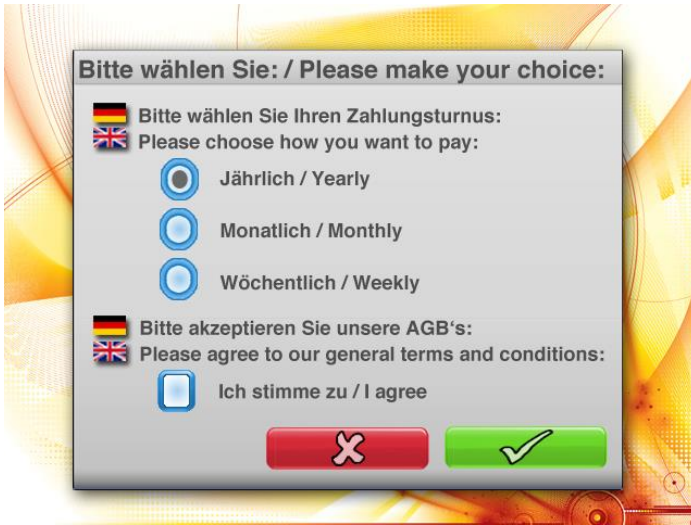


After starting eSignatureOffice, the signature pad screen displays this selection menu, for example.

The button “send document” is still inactive at this point, and cannot be used.

The user can “fill out document”, “view document” or go directly to “sign”.

CUSTOMER INTERACTION SIMPLIFIED




If the user selects “fill out document”, for example, a selection dialog will appear.

All dialogs can be designed as you wish and given their own program logic.

The green button is inactive until the user activates the check box and has selected one of 3 options.

If the dialog is interrupted by clicking on the red button, you will be taken back to the selection menu displayed above.

If the dialog is ended by clicking on the green button, the values for the radio button and check box will be stored in the PDF.

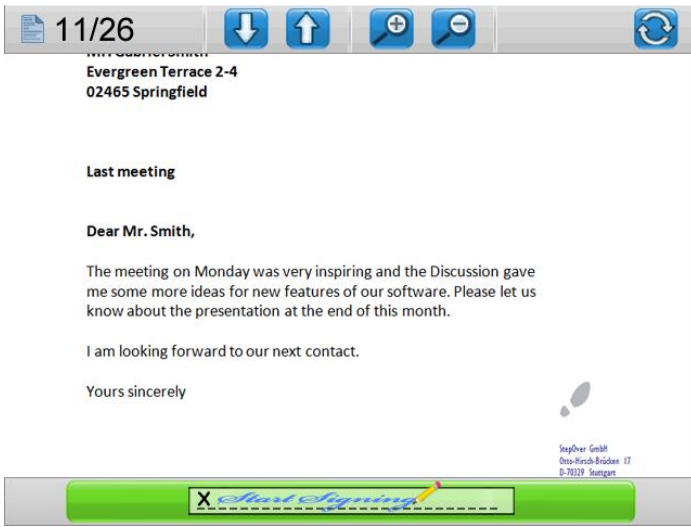


After filling out the document, the original dialog will be displayed once more.

Now the two buttons “fill out document” and “send document” are inactive.

This means that only the two options “view document” and “sign” are available.

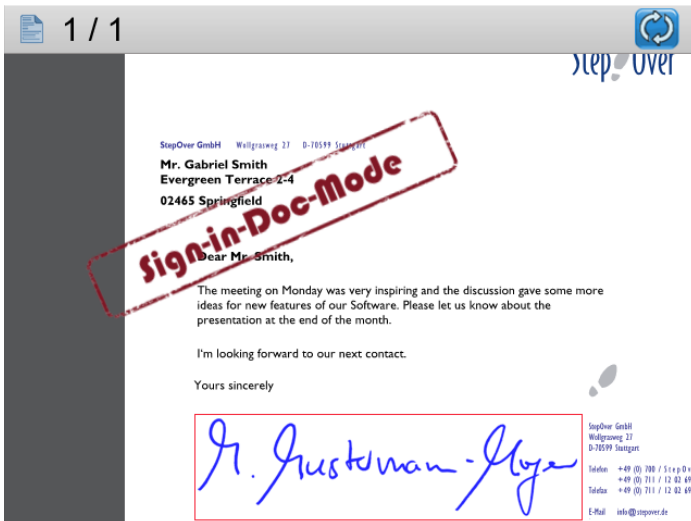
CUSTOMER INTERACTION SIMPLIFIED



If the user clicks on “view document”, she will switch to the signature pad’s viewing mode.

The viewing mode is one of the standard functions for StepOver pads with colour screen.

One click on the green button will start the signing process.



We are now in signing mode. This mode is one of the standard functions.

The user is taken through the document and can add his/her signature(s).

CUSTOMER INTERACTION SIMPLIFIED



After signing, the user returns to dialog mode and the opening dialog will be shown.

Now only the button “send document” is still active.



After clicking on “send document”, eSignatureOffice can run a macro in order to send the signed document by e-mail, for example.

After closing eSignatureOffice, the signature pad will switch to slide show mode.

This allows you to draw attention to your products or services directly at the point of sale (standard function).